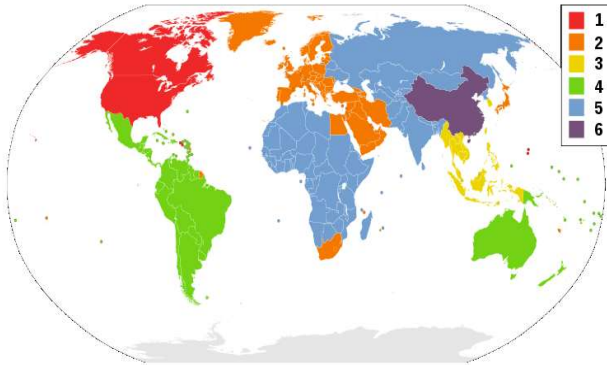


LG

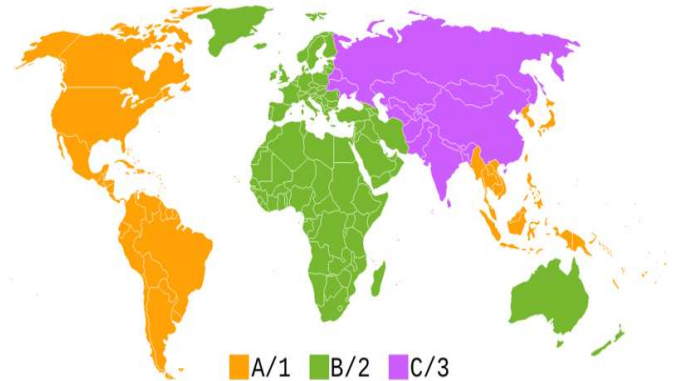
BD550/BD660 Operation Manual

This LG Blu-Ray disc player has been modified to play discs from the following regions:

- Blu-ray regions A, B and C (Manually Switchable).
- DVD regions: 1-6 + regionfree (automatic).



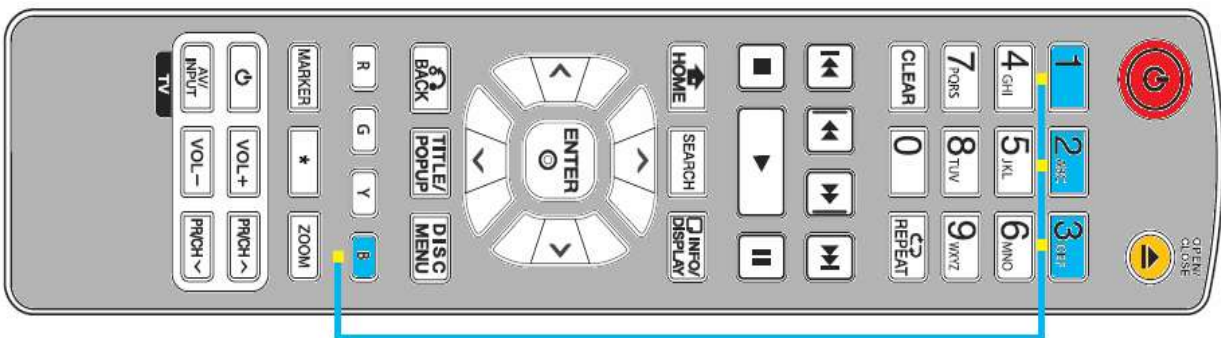
DVD regions



Blu-ray regions

Switching between the regions is done using the original remote of the LG player.

DVD is changed automatically. You do not need to do anything



To change Blu-ray region **PRESS BLUE** button **B** followed by key **1-3** for Blu-ray region A, B or C.

To change Blu-Ray region, make sure your player is in stand-by. Press BLUE button B, followed by key 1-3 to set Blu-Ray region A, B or C. Press one key at a time. Holding blue key while pressing 1-3 will not work. Please also make sure that the quick start option in the player's setup menu is set to off.

Um den Regionalcode für Bluray Discs zu verändern gehen Sie wie folgt vor: Schalten Sie das Gerät per Fernbedienung. Geben Sie jetzt den neuen Regionalcode ein, indem Sie die Taste "B" (blau) einmal und danach die entsprechende Taste "1" für Gebiet A, "2" für Gebiet B, oder "3" für Gebiet C mehrfach drücken. Nun schalten Sie das Gerät per Fernbedienung wieder ein. Es ist jetzt auf den entsprechenden Regionalcode eingestellt.

FIRMWARE

Do not update the firmware from LG's website. When approved firmware is available for this player. You will find information on our website.

