

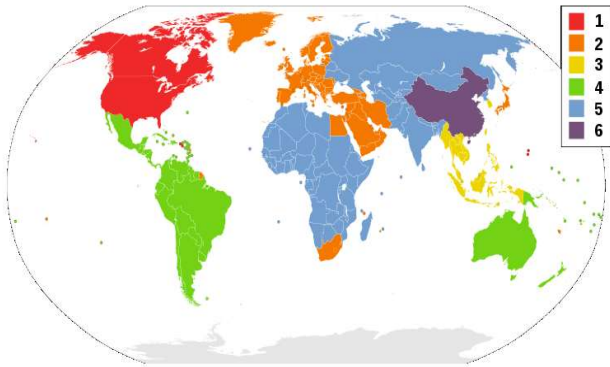
Pioneer

BDP-LX58/88

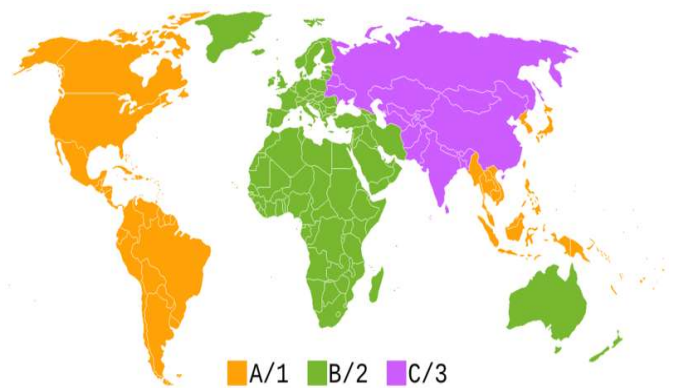
Operation Manual

This Pioneer Blu-Ray disc player has been modified to play discs from the following regions:

- Blu-ray regions A, B and C (Manually Switchable).
- DVD regions: 1-6 + regionfree (automatic).




DVD regions



Blu-ray regions

Switching between the regions is done using the original remote of the Pioneer player.

DVD regions are set automatically. You do not need to do anything.



To change Blu-ray region **PRESS** key 1-3 for Blu-ray region A, B or C.

To change Blu-Ray region, make sure your player is in stand-by. Press key 1-3 to set Blu-Ray region A, B or C. Please also make sure that the quick start option in the player's setup menu is set to "Off".

Um den Regionalcode für Bluray Discs zu verändern gehen Sie wie folgt vor: Schalten Sie das Gerät per Fernbedienungs. Geben Sie jetzt den neuen Reginalcode ein, indem Sie die entsprechende Taste "1" für Gebiet A, "2" für Gebiet B, oder "3" für Gebiet C mehrfach drücken. Nun schalten Sie das Gerät per Fernbedienung wieder ein. Es ist jetzt auf den entsprechenden Regionalcode eingestellt..

FIRMWARE

Do not update the firmware from Pioneer's website. When approved firmware is available for this player. You will find information on our website.

